

# 6.891

## Computer Vision and Applications

Prof. Trevor. Darrell

### Lecture 6: Local Features

- Interest operators
- Correspondence
- Invariances
- Descriptors

Readings: Shi and Tomasi; Lowe.

# Local Features

Matching points across images important for recognition and pose estimation

Tracking vs. Indexing

# Today

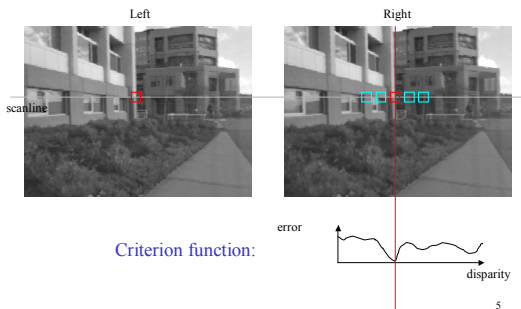
Interesting points, correspondence, affine patch tracking

Scale and rotation invariant descriptors [Lowe]


# Correspondence using window matching

Points are highly individually ambiguous...  
More unique matches are possible with small regions of image.

# Correspondence using window matching



# Sum of Squared (Pixel) Differences



$w_L$  and  $w_R$  are corresponding  $m$  by  $m$  windows of pixels.

We define the window function :

$$W_m(x, y) = \{u, v \mid x - \frac{m}{2} \leq u \leq x + \frac{m}{2}, y - \frac{m}{2} \leq v \leq y + \frac{m}{2}\}$$

The SSD cost measures the intensity difference as a function of disparity :

$$C_r(x, y, d) = \sum_{(u, v) \in W_m(x, y)} [I_L(u, v) - I_R(u - d, v)]^2$$

## Image Normalization

- Even when the cameras are identical models, there can be differences in gain and sensitivity.
- The cameras do not see exactly the same surfaces, so their overall light levels can differ.
- For these reasons and more, it is a good idea to normalize the pixels in each window:

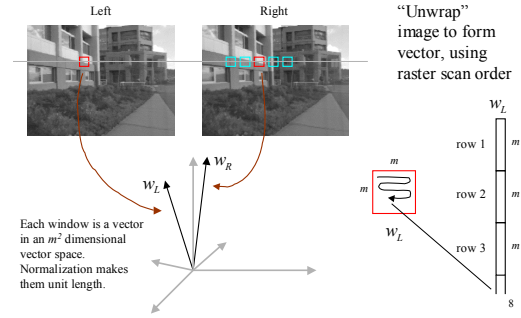
$$\bar{I} = \frac{1}{|W_m(x,y)|} \sum_{(u,v) \in W_m(x,y)} I(u,v) \quad \text{Average pixel}$$

$$\|I\|_{W_m(x,y)} = \sqrt{\sum_{(u,v) \in W_m(x,y)} [I(u,v)]^2} \quad \text{Window magnitude}$$

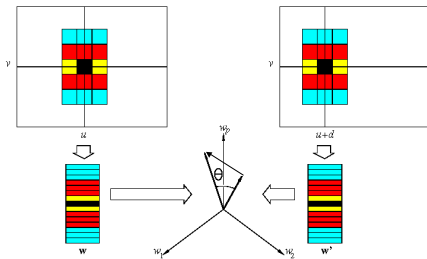
$$\hat{I}(x,y) = \frac{I(x,y) - \bar{I}}{\|I - \bar{I}\|_{W_m(x,y)}} \quad \text{Normalized pixel}$$

7

## Images as Vectors

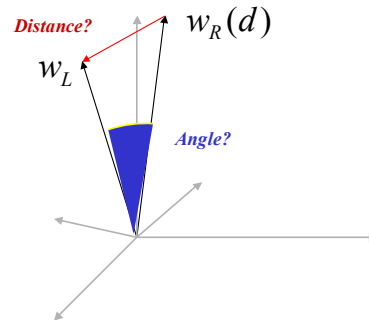


## Image windows as vectors



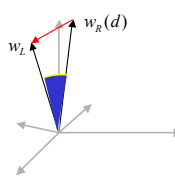
9

## Possible metrics



10

## Image Metrics



(Normalized) Sum of Squared Differences

$$C_{SSD}(d) = \sum_{(u,v) \in W_m(x,y)} [\hat{I}_L(u,v) - \hat{I}_R(u-d,v)]^2$$

$$= \|w_L - w_R(d)\|^2$$

Normalized Correlation

$$C_{NC}(d) = \sum_{(u,v) \in W_m(x,y)} \hat{I}_L(u,v) \hat{I}_R(u-d,v)$$

$$= w_L \cdot w_R(d) = \cos \theta$$

$$d^* = \arg \min_d \|w_L - w_R(d)\|^2 = \arg \max_d w_L \cdot w_R(d)$$

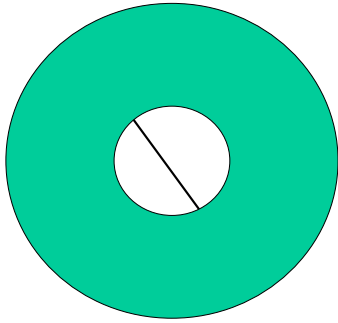
11

## Local Features

Not all points are equally good for matching...


12

**Aperture Problem and Normal Flow**



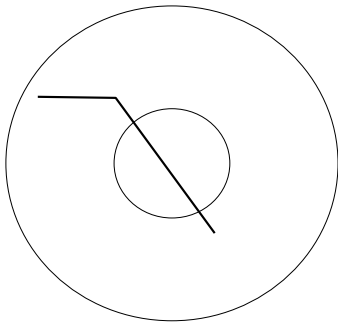
13

**Aperture Problem and Normal Flow**



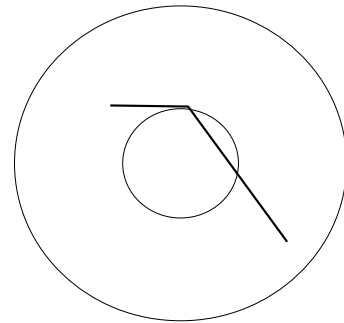
14

**Aperture Problem and Normal Flow**



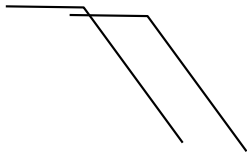
15

**Aperture Problem and Normal Flow**



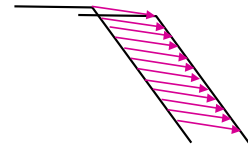
16

**Aperture Problem and Normal Flow**



17

**Aperture Problem and Normal Flow**



18

## (Review) Differential approach: Optical flow constraint equation

Brightness should stay constant as you track motion

$$I(x + u\delta t, y + v\delta t, t + \delta t) = I(x, y, t)$$

1<sup>st</sup> order Taylor series, valid for small  $\delta t$

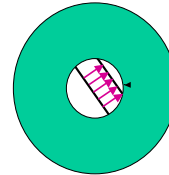
$$I(x, y, t) + u\delta t I_x + v\delta t I_y + \delta t I_t = I(x, y, t)$$

Constraint equation

$$uI_x + vI_y + I_t = 0$$

“BCCE” - Brightness Change Constraint Equation

## Aperture Problem and Normal Flow



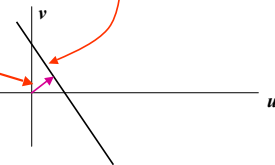
The gradient constraint:

$$\begin{aligned} I_x u + I_y v + I_t &= 0 \\ \nabla I \cdot \vec{U} &= 0 \end{aligned}$$

Defines a line in the  $(u, v)$  space

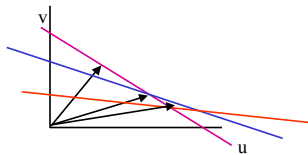
Normal Flow:

$$\vec{u}_\perp = -\frac{I_t \nabla I}{|\nabla I|^2}$$



20

## Combining Local Constraints



$$\begin{aligned} \nabla I^1 \cdot \vec{U} &= -I_t^1 \\ \nabla I^2 \cdot \vec{U} &= -I_t^2 \\ \nabla I^3 \cdot \vec{U} &= -I_t^3 \\ &\text{etc.} \end{aligned}$$

21

## Lucas-Kanade: Integrate gradients over a Patch

Assume a single velocity for all pixels within an image patch

$$E(u, v) = \sum_{x, y \in \Omega} (I_x(x, y)u + I_y(x, y)v + I_t)^2$$

Solve with:

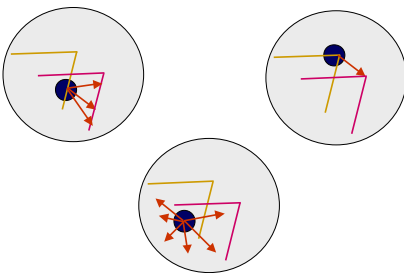
$$\begin{bmatrix} \sum I_x^2 & \sum I_x I_y \\ \sum I_x I_y & \sum I_y^2 \end{bmatrix} \begin{pmatrix} u \\ v \end{pmatrix} = -\begin{pmatrix} \sum I_x I_t \\ \sum I_y I_t \end{pmatrix}$$

On the LHS: sum of the 2x2 outer product tensor of the gradient vector

$$\left( \sum \nabla I \nabla I^T \right) \vec{U} = -\sum \nabla I I_t$$

22

## Local Patch Analysis



23

## Selecting Good Features

- What's a “good feature”?
  - Satisfies brightness constancy
  - Has sufficient texture variation
  - Does not have too much texture variation
  - Corresponds to a “real” surface patch
  - Does not deform too much over time

24

## Good Features to Track

$$\begin{bmatrix} \sum I_x^2 & \sum I_x I_y \\ \sum I_x I_y & \sum I_y^2 \end{bmatrix} \begin{pmatrix} u \\ v \end{pmatrix} = - \begin{pmatrix} \sum I_x I_t \\ \sum I_y I_t \end{pmatrix}$$

$$\mathbf{A} \quad \mathbf{u} = \quad \mathbf{b}$$

When is This Solvable?

- **A** should be invertible
- **A** should not be too small due to noise
  - eigenvalues  $\lambda_1$  and  $\lambda_2$  of **A** should not be too small
- **A** should be well-conditioned
  - $\lambda_1 / \lambda_2$  should not be too large ( $\lambda_1 =$  larger eigenvalue)

Both conditions satisfied when  $\min(\lambda_1, \lambda_2) > c$

25

## Harris detector

Same idea, based on the idea of auto-correlation



Important difference in all directions => interest point

26

## Harris detector

Auto-correlation function for a point  $(x, y)$  and a shift  $(\Delta x, \Delta y)$

$$f(x, y) = \sum_{(x_k, y_k) \in W} (I(x_k, y_k) - I(x_k + \Delta x, y_k + \Delta y))^2$$

Discret shifts can be avoided with the auto-correlation matrix

$$\text{with } I(x_k + \Delta x, y_k + \Delta y) = I(x_k, y_k) + \begin{pmatrix} I_x(x_k, y_k) & I_y(x_k, y_k) \end{pmatrix} \begin{pmatrix} \Delta x \\ \Delta y \end{pmatrix}$$

$$f(x, y) = \sum_{(x_k, y_k) \in W} \left( \begin{pmatrix} I_x(x_k, y_k) & I_y(x_k, y_k) \end{pmatrix} \begin{pmatrix} \Delta x \\ \Delta y \end{pmatrix} \right)^2$$

27

## Harris detector

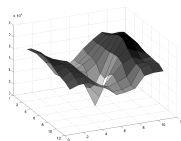
Auto-correlation matrix

$$= \begin{pmatrix} \Delta x & \Delta y \end{pmatrix} \begin{bmatrix} \sum_{(x_k, y_k) \in W} (I_x(x_k, y_k))^2 & \sum_{(x_k, y_k) \in W} I_x(x_k, y_k) I_y(x_k, y_k) \\ \sum_{(x_k, y_k) \in W} I_x(x_k, y_k) I_y(x_k, y_k) & \sum_{(x_k, y_k) \in W} (I_y(x_k, y_k))^2 \end{bmatrix} \begin{pmatrix} \Delta x \\ \Delta y \end{pmatrix}$$

- Auto-correlation matrix
  - captures the structure of the local neighborhood
  - measure based on eigenvalues of this matrix
    - 2 strong eigenvalues => interest point
    - 1 strong eigenvalue => contour
    - 0 eigenvalue => uniform region
- Interest point detection
  - threshold on the eigenvalues
  - local maximum for localization

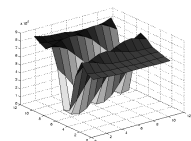
28

## Selecting Good Features



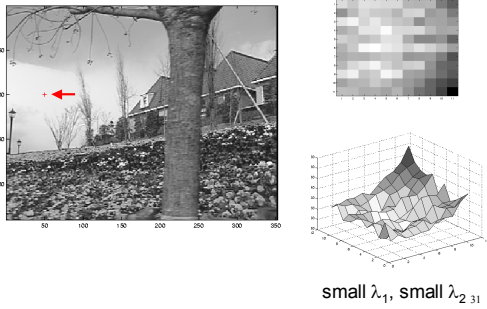
$\lambda_1$  and  $\lambda_2$  are large<sub>29</sub>

## Selecting Good Features



large  $\lambda_1$ , small  $\lambda_2$ <sub>30</sub>

## Selecting Good Features



## Feature Distortion

- Feature may change shape over time
  - Need a distortion model to really make this work



Find displacement  $(u,v)$  that minimizes SSD error over feature region

$$\sum_{(x,y) \in FCJ} [I(W_x(x,y), W_y(x,y)) - J(x,y)]^2$$

(minimize with respect to  $W_x$  and  $W_y$ )

Shi and Tomasi: use affine model for verification

$$W_x(x,y) = ax + by + c$$

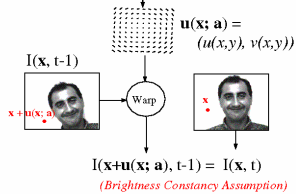
$$W_y(x,y) = ex + fy + g$$

32

## Affine Motion

$$u(x,y) = a_0 + a_1x + a_2y$$

$$v(x,y) = a_3 + a_4x + a_5y$$



33

## Affine Motion

$$u(x,y) = a_1 + a_2x + a_3y$$

$$v(x,y) = a_4 + a_5x + a_6y$$

Substituting into the B.C.C.E.:

$$I_x \cdot u + I_y \cdot v + I_t \approx 0$$

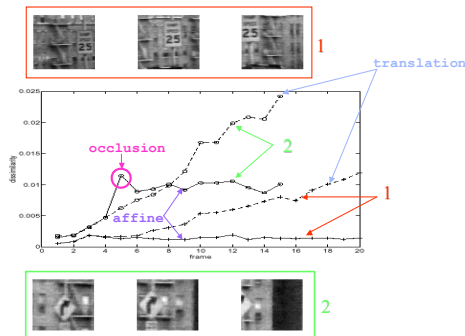
$$I_x(a_1 + a_2x + a_3y) + I_y(a_4 + a_5x + a_6y) + I_t \approx 0$$

Each pixel provides 1 linear constraint in 6 global unknowns  
(minimum 6 pixels necessary)

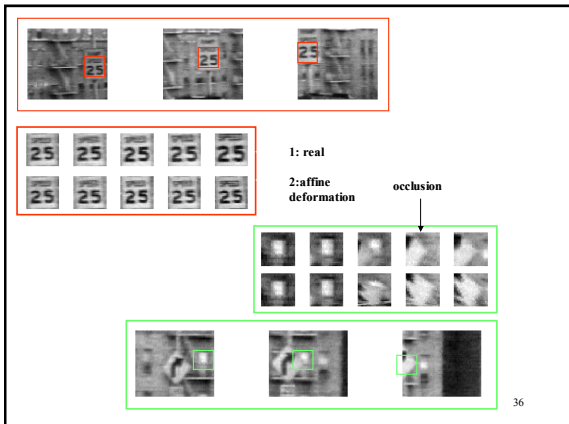
Least Square Minimization (over all pixels):

$$Err(\vec{a}) = \sum [I_x(a_1 + a_2x + a_3y) + I_y(a_4 + a_5x + a_6y) + I_t]^2$$

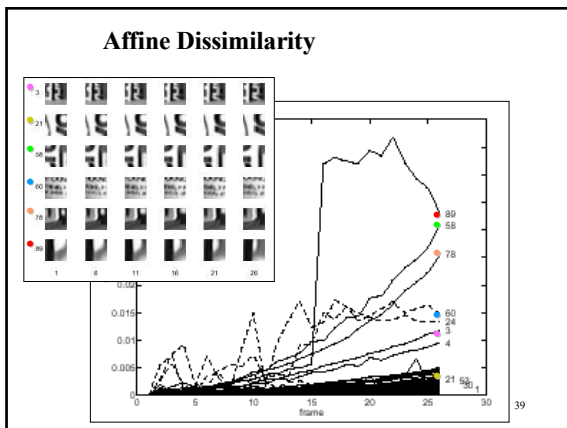
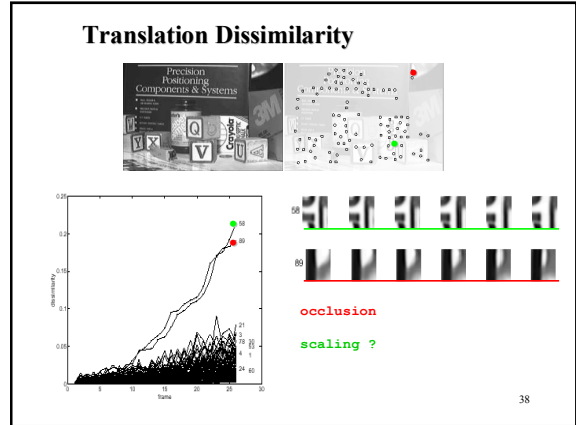
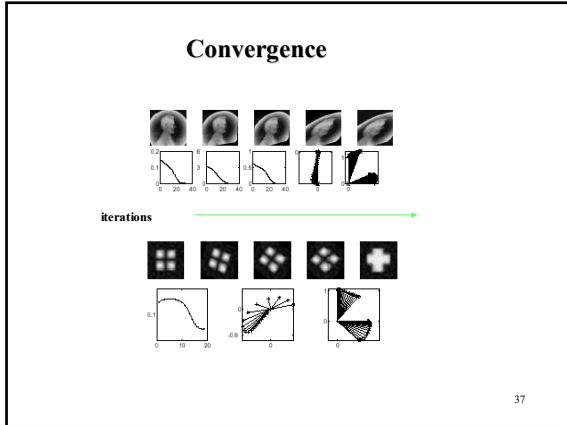
## Dissimilarity



35



36



### Tracking vs. Indexing

But....

What if you can't track over time?

40

### Today

Interesting points, correspondence, affine patch tracking

Scale and rotation invariant descriptors [Lowe]

41

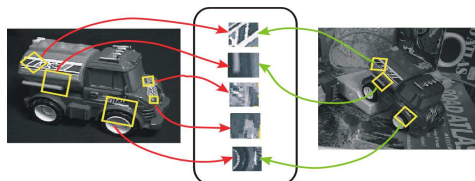
### CVPR 2003 Tutorial

### Recognition and Matching Based on Local Invariant Features

David Lowe  
Computer Science Department  
University of British Columbia

## Invariant Local Features

- Image content is transformed into local feature coordinates that are invariant to translation, rotation, scale, and other imaging parameters



SIFT Features

43

## Advantages of invariant local features

- Locality:** features are local, so robust to occlusion and clutter (no prior segmentation)
- Distinctiveness:** individual features can be matched to a large database of objects
- Quantity:** many features can be generated for even small objects
- Efficiency:** close to real-time performance
- Extensibility:** can easily be extended to wide range of differing feature types, with each adding robustness

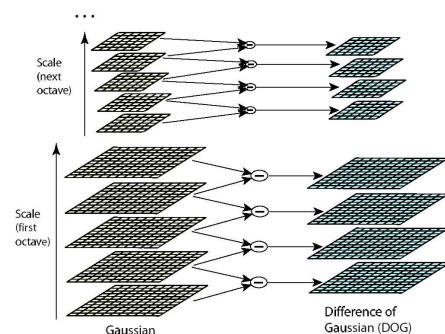
## Scale invariance

Requires a method to repeatedly select points in location and scale:

- The only reasonable scale-space kernel is a Gaussian (Koenderink, 1984; Lindeberg, 1994)
- An efficient choice is to detect peaks in the difference of Gaussian pyramid (Burt & Adelson, 1983; Crowley & Parker, 1984 – but examining more scales)
- Difference-of-Gaussian with constant ratio of scales is a close approximation to Lindeberg's scale-normalized Laplacian (can be shown from the heat diffusion equation)

45

## Scale space processed one octave at a time



46

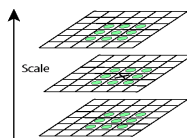
## Key point localization

- Detect maxima and minima of difference-of-Gaussian in scale space
- Fit a quadratic to surrounding values for sub-pixel and sub-scale interpolation (Brown & Lowe, 2002)
- Taylor expansion around point:

$$D(x) = D + \frac{\partial D}{\partial x} x + \frac{1}{2} x^T \frac{\partial^2 D}{\partial x^2} x$$

- Offset of extremum (use finite differences for derivatives):

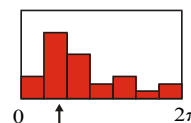
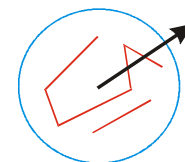
$$\hat{x} = -\frac{\partial^2 D^{-1} \partial D}{\partial x^2 \partial x}$$



47

## Select canonical orientation

- Create histogram of local gradient directions computed at selected scale
- Assign canonical orientation at peak of smoothed histogram
- Each key specifies stable 2D coordinates (x, y, scale, orientation)




48



## Example of keypoint detection

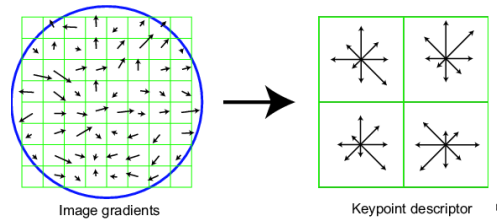
Threshold on value at DOG peak and on ratio of principle curvatures (Harris approach)



49

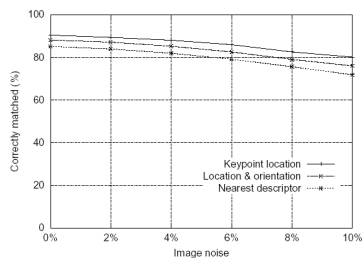
## SIFT vector formation

- Thresholded image gradients are sampled over 16x16 array of locations in scale space
- Create array of orientation histograms
- 8 orientations x 4x4 histogram array = 128 dimensions



## Feature stability to noise

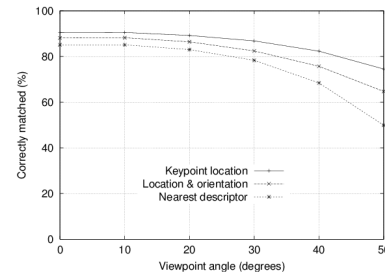
- Match features after random change in image scale & orientation, with differing levels of image noise
- Find nearest neighbor in database of 30,000 features



51

## Feature stability to affine change

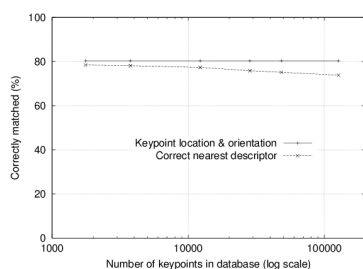
- Match features after random change in image scale & orientation, with 2% image noise, and affine distortion
- Find nearest neighbor in database of 30,000 features



52

## Distinctiveness of features

- Vary size of database of features, with 30 degree affine change, 2% image noise
- Measure % correct for single nearest neighbor match



53

## Today

Interesting points, correspondence, affine patch tracking

Scale and rotation invariant descriptors [Lowe]

54